

Print ISSN : 0972-8813
e-ISSN : 2582-2780

[Vol. 23(3) September-December 2025]

Pantnagar Journal of Research

(Formerly International Journal of Basic and
Applied Agricultural Research ISSN : 2349-8765)



G.B. Pant University of Agriculture & Technology
Pantnagar, U.S. Nagar; Uttarakhand, Website : gbpuat.res.in/PJR



ADVISORY BOARD

Patron

Prof. Manmohan Singh Chauhan, Ph.D., Vice-Chancellor, G.B. Pant University of Agriculture and Technology, Pantnagar, India

Members

Prof. S. K. Verma, Ph.D., Director Research, G.B. Pant University of Agri. & Tech., Pantnagar, India

Prof. Jitendra Kwatra, Ph.D., Director, Extension Education, G.B. Pant University of Agri. & Tech., Pantnagar, India

Prof. S.S. Gupta, Ph.D., Dean, College of Technology, G.B. Pant University of Agri. & Tech., Pantnagar, India

Prof. A.H. Ahmad, Ph.D., Dean, College of Veterinary & Animal Sciences, G.B. Pant University of Agri. & Tech., Pantnagar, India

Prof. Alka Goel, Ph.D., Dean, College of Community Science, G.B. Pant University of Agri. & Tech., Pantnagar, India

Prof. R.S. Jadoun, Ph.D., Dean, College of Agribusiness Management, G.B. Pant University of Agri. & Tech., Pantnagar, India

Prof. Lokesh Varshney, Ph.D., Dean, College of Post Graduate Studies, G.B. Pant University of Agri. & Tech., Pantnagar, India

Prof. Avdhesh Kumar, Ph.D., Dean, College of Fisheries, G.B. Pant University of Agri. & Tech., Pantnagar, India

Prof. Subhash Chandra, Ph.D., Dean, College of Agriculture, G.B. Pant University of Agri. & Tech., Pantnagar, India

Prof. Ramesh Chandra Srivastava, Ph.D., Dean, College of Basic Sciences & Humanities, G.B.P.U.A.T., Pantnagar, India

EDITORIAL BOARD

Members

A.K. Misra, Ph.D., Ex-Chairman, Agricultural Scientists Recruitment Board, Krishi Anusandhan Bhavan I, New Delhi, India & Ex-Vice Chancellor, G.B. Pant University of Agriculture & Technology, Pantnagar

Anand Shukla, Director, Reefberry Foodex Pvt. Ltd., Veraval, Gujarat, India

Anil Kumar, Ph.D., Director, Education, Rani Lakshmi Bai Central Agricultural University, Jhansi, India

Ashok K. Mishra, Ph.D., Kemper and Ethel Marley Foundation Chair, W P Carey Business School, Arizona State University, U.S.A

Binod Kumar Kanaujia, Ph.D., Professor, School of Computational and Integrative Sciences, Jawahar Lal Nehru University, New Delhi, India

D. Ratna Kumari, Ph.D., Associate Dean, College of Community / Home Science, PJTSAU, Hyderabad, India

Deepak Pant, Ph.D., Separation and Conversion Technology, Flemish Institute for Technological Research (VITO), Belgium

Desirazu N. Rao, Ph.D., Honorary Professor, Department of Biochemistry, Indian Institute of Science, Bangalore, India

G.K. Garg, Ph.D., Ex-Dean, College of Basic Sciences & Humanities, G.B. Pant University of Agric. & Tech., Pantnagar, India

Humnath Bhandari, Ph.D., IRRRI Representative for Bangladesh, Agricultural Economist, Agrifood Policy Platform, Philippines

Indu S Sawant, Ph.D., Principal Scientist, ICAR National Research Centre for Grapes, Pune, India

Kuldeep Singh, Ph.D., Director, ICAR - National Bureau of Plant Genetic Resources, New Delhi, India

Muneshwar Singh, Ph.D., Ex-Project Coordinator AICRP- LTFE, ICAR, Indian Institute of Soil Science, Bhopal, India

Omkar, Ph.D., Professor (Retd.), Department of Zoology, University of Lucknow, India

P.C. Srivastav, Ph.D., Professor (Retd.), Department of Soil Science, G.B. Pant University of Agriculture and Technology, Pantnagar, India

Prashant Srivastava, Ph.D., Soil Contaminant Chemist, CSIRO, Australia

Puneet Srivastava, Ph.D., Director, Water Resources Center, Butler-Cunningham Eminent Scholar, Professor, Biosystems Engineering, Auburn University, United States

R.K. Singh, Ph.D., Ex-Director & Vice Chancellor, ICAR-Indian Veterinary Research Institute, Izatnagar, U.P., India

Ramesh Kanwar, Ph.D., Charles F. Curtiss Distinguished Professor of Water Resources Engineering, Iowa State University, U.S.A.

S.N. Maurya, Ph.D., Professor (Retired), Department of Gynaecology & Obstetrics, G.B. Pant University of Agric. & Tech., Pantnagar, India

Sham S. Goyal, Ph.D., Professor Emeritus, Faculty of Agriculture and Environmental Sciences, University of California, Davis, U.S.A.

Umesh Varshney, Ph.D., Honorary Professor, Department of Microbiology and Cell Biology, Indian Institute of Science, Bangalore, India

V.D. Sharma, Ph.D., Dean Life Sciences, SAI Group of Institutions, Dehradun, India

V.K. Singh, Ph.D., Director, ICAR-Central Research Institute for Dryland Agriculture, Hyderabad, India

Vijay P. Singh, Ph.D., Distinguished Professor, Caroline and William N. Lehrer Distinguished Chair in Water Engineering, Department of Biological and Agricultural Engineering, Texas A & M University, U.S.A.

Editor-in-Chief

K.P. Raverkar, Professor, G.B. Pant University of Agriculture and Technology, Pantnagar, India

Assistant Managing Editor

Jyotsna Yadav, Ph.D., Research Editor, Directorate of Research, G.B. Pant University of Agriculture and Technology, Pantnagar, India

Technical Manager

S.D. Samantaray, Ph.D., Professor & Head, Department of Computer Engineering, G.B. Pant University of Agriculture and Technology, Pantnagar, India

Development

Dr. S.D. Samantaray, Professor & Head

Brijesh Dumka, Developer & Programmer

CONTENTS

Frogeye leaf spot (<i>Cercospora sojina</i> K. Hara) in soybean: Emerging challenges, resistance genetics and sustainable management strategies	337
SANJEEV KUMAR, LAXMAN SINGH RAJPUT, HEMANT SINGH MAHESHWARI, VANGALA RAJESH, M. RAJENDAR REDDY, PAWAN SAINI, PALAK SOLANKI, JYOTI KAG, MANOJ KUMAR YADAV, JAYWANT KUMAR SINGH and SHIKHA SHARMA	
Impact of establishment methods and weed management practices on growth and yield attributes of rice (<i>Oryza sativa</i> L.)	350
HIMANSHU, S.K. YADAV, D.K. SINGH and PRATIMA ARYA	
Integrated weed management practices in wheat (<i>Triticum aestivum</i> L.) under the humid sub-tropical condition of Uttarakhand	355
SHRUTI SINGH, SHIV VENDRA SINGH and RASHMI SHARMA	
Foliar supplementation of micronutrients on Palash [<i>Butea monosperma</i> (Lam.) Taub.] for enhanced productivity of rangeenilac, <i>Kerria lacca</i> (Kerr, 1782) (Hemiptera: Kerridae)	361
PURNIMA KEKTI, P.K. NETAM, DAMINI NISHAD and SOURABH MAHESHWARI	
Lagged effects of weather variables on <i>Helicoverpa armigera</i> (Hübner) larval population during rabi season	367
RAJNNI DOGRA and MEENA AGNIHOTRI	
Influence of nutrients on the flowering attributes of the guava cv. Sardar	377
RAKHI GAUTAM, PRATIBHA and A.K. SINGH	
Sequential functional screening and trait-based association of chickpea rhizobacterial isolates using multiple correspondence analysis	384
DEEPANJALI GUPTA, KIRAN P. RAVERKAR, NAVNEET PAREEK, POONAM GAUTAM, SHRI RAM and AJAY VEER SINGH	
Evaluation of neutralizing post-vaccination antibody response against Peste des petits ruminants virus in Pantja goat breed of Uttarakhand, India	396
ANUJ TEWARI, AMISHA NETAM, RAJESH KUMAR, SAUMYA JOSHI, S.K. SINGH and R.K. SHARMA	
Arbuscular Mycorrhizal Fungi (AMF) Root Colonisation and Glomalin Variability Across Bamboo Species Integrating UV-Vis Spectral Characterisation	402
SHAMLI SHARMA, A.K. VERMA and ASHUTOSH DUBEY	
Comparative pyrolysis of agricultural biomass for bio-oil production and in vitro antifungal analysis of developed bio-oil based formulations	412
VAIBHAV BADONI, ASHUTOSH DUBEY, R. N. PATERIYA and A.K. VERMA	
Computational exploration of curcumin-p-coumaric acid bioconjugates as potential inhibitors of β-catenin in breast cancer stem cells	423
ANANYA BAHUGUNA and SHIV KUMAR DUBEY	

Molecular Docking Analysis of Curcumin–Glucose Conjugate as Potential Modulators of Breast Cancer Stemness via β-Catenin Inhibition	431
ROHIT PUJARI, MUMTESH SAXENA and SHIV KUMAR DUBEY	
Assessment of <i>Schizophyllum commune</i> and <i>Trametes hirsuta</i> as efficient laccase-producing white-rot fungi	438
RUKHSANA BANO, DIKSHA BHARTI and AJAY VEER SINGH	
Drought stress mitigation and enhancement of maize growth facilitated by the plant growth–promoting bacterium <i>Serratia</i> sp. SRK14	444
ASHISH KUMAR and AJAY VEER SINGH	
Effect of adding turmeric, ginger and black pepper on biochemical parameters of <i>Cyprinus carpio</i>	454
KIRTI SHARMA, DAISY RANI1, MADHU SHARMA and TARANG SHAH	
Design and Development of a Four-Wheel Remotely Controlled Weeding Machine	460
SANDEEP KUMAR SAROJ , JAYANT SINGH, SUMIT KUMAR and SACHIN CHAUDHARY	
Analyzing farmers perception towards climate change in Nainital district of Uttarakhand	466
ABHISHEK KUMAR and ARPITA SHARMA KANDPAL	
Study on information seeking behavior of female students of G.B. Pant University of Agriculture and Technology, Pantnagar, Uttarakhand related to menstruation	472
POOJA TAMTAand SUBODH PRASAD	

Comparative pyrolysis of agricultural biomass for bio-oil production and *in vitro* antifungal analysis of developed bio-oil based formulations

VAIBHAV BADONI¹, ASHUTOSH DUBEY¹, R. N. PATERIYA² and A.K. VERMA^{1*}

¹Department of Biochemistry,²Department of Farm Machinery and Power Engineering, G.B. Pant University of Agriculture and Technology, Pantnagar, 263145(U.S. Nagar, Uttarakhand)

*Corresponding author's email id: akvermapht@gmail.com

ABSTRACT: Biomass feedstocks including corn cob, pine needles, rice straw, and bamboo leaves were pyrolyzed to obtain bio-oils. Among these, corn cob yielded the highest bio-oil output (19.6% w/w), followed by pine needles (18.9% w/w), rice straw (13.8% w/w), and bamboo leaves (13.5% w/w). Bio-oil based formulations (BOBFs) were prepared from each bio-oil by mixing 40 mL of bio-oil, 30 mL of ethanol, 2 g of saponin, and 30 mL of the aqueous phase of bio-oil. These BOBF were evaluated for antifungal activity under *in vitro* conditions and showed complete inhibition of *Alternariabrassiccae* and *Botrytis cinerea* at higher concentrations of 600 ppm and 400 ppm, respectively. Among the formulations, corn cob BOBF exhibited the highest percent inhibition at 1500 ppm, outperforming those derived from other biomass sources. The remaining formulations also demonstrated strong dose-dependent antifungal activity, with inhibition increasing by more than 1.2-fold as concentrations rose. Overall, corn cob residue proved to be the most efficient feedstock for producing pyrolysis bio-oil and holds strong potential as a sustainable agent for crop protection against fungal pathogens.

Key words: *Alternaria brassicae*, bio-oil, BOBF, *Botrytis cinerea*, pyrolysis

Globally the biomass production from agriculture and forest residues is about 2.9 billion tonnes of collectable biomass, largely comprised of crop residues, sugarcane bagasse, oilseed residues, and forest byproducts (Sani *et al.*, 2024; Antar *et al.*, 2021). In India large agricultural and forest residue is generated with total potential of 750 million tonnes of agricultural biomass produced annually, with about 225–230 million tonnes as surplus. Within India, the major biomass generating crops are rice and wheat, followed by sugarcane (bagasse and trash), with additional contributions from maize, millets, oilseeds, cotton etc. (Negi *et al.*, 2023; Reddy *et al.*, 2025). Production estimates place India's 2023–24 rice output at about 137.8 million tonnes and maize at about 37.7 million tonnes (Singh and Jana., 2024;MAFW, 2024). Beyond field crops, India also generates notable lignocellulosic waste from forest landscapes and non-timber sources, with pine needles in Himalayan states recognized as a seasonal, fire prone biomass and bamboo leaf litter forming a diffuse but locally significant biomass resource. Around 6–8 million tonnes of pine needle leaves are generated per year across the Himalayan belt. Uttarakhand estimates near 2.06 million tonnes per year of dry pine needles (Halba and Arora.,2024).

Bamboo is an important non-wood forest resource found in the forest as well as non-forested areas. As per the official website of the National Bamboo Mission, it covers a 13.96 million hectare area with 136 species in India (National Bamboo Mission.,2025).

Pyrolysis of biomass is the thermal decomposition of organic material heated without oxygen to form three main products, such as liquid bio oil, solid biochar, and non condensable gases. Pyrolysis temperature parameters typically span about 350–800°C, with the chosen window determining whether liquids, solids, or gases dominate the products (Mandal *et al.*, 2018). Pyrolysis bio oil is a dark, acidic liquid formed by rapidly heating biomass without oxygen. It typically contains broad chemical families including organic acids (acetic and formic acids), carbonyls such as aldehydes and ketones, furans and furan derivatives (furfural, hydroxymethylfurfural), phenolics, from lignin depolymerization (guaiacol, syringol, eugenol, vanillin and related methoxyphenols) (Stoš *et al.*, 2020). Pyrolysis bio oils and their aqueous fractions, often termed as wood vinegar or pyrolygneous acids exhibit antimicrobial activity because of the

oxygenated phenolics, furans, organic acids, and carbonyls produced from lignin and carbohydrate depolymerization during thermolysis (Kim *et al.*, 2012). Fractionated fast pyrolysis oils have shown antibacterial effects against gram negative and gram positive bacteria, including *Escherichia coli* and *Salmonella typhimurium* (Patra *et al.*, 2016), and antifungal inhibition of wood decay fungi such as *Trametes versicolor* and *Gloeophyllum trabeum* (Theapparat *et al.*, 2015). Volatile constituents can exert antifungal activity against plant pathogens including *Ralstonia solanacearum*, *Phytophthora capsici*, *Colletotrichum orbiculare*, *Valsamali*, *Cochliobolus sativus*, *Helminthosporium sativum* and *Phytophthora infestans in vitro* (Hossain *et al.*, 2015). Pine needle derived pyrolysis oils have also been reported to inhibit foodborne pathogens such as *Bacillus cereus* and *Listeria monocytogenes* with potency varying by feedstock, pyrolysis temperature, and downstream purification or fractionation (Patra *et al.*, 2015). The aqueous pyroligneous fraction typically contains about 2–4% acetic acid with minor formic and propionic acids along with phenolics and furans, contributing to bactericidal and fungicidal effects (Mattos *et al.*, 2019).

Alternaria leaf blight is among the most destructive diseases of mustard, caused primarily by necrotrophic fungi, *Alternaria brassicae* and *A. brassicicola*, which infect leaves, stems, and siliquae and thrive under high humidity with moderate temperatures. *Alternaria* blight typically causes average yield losses of about 35–38% in Indian mustard and 46–47% in yellow sarson, with reported extremes up to 70% under highly conducive conditions (Singh *et al.*, 2017). Similarly, *Botrytis* grey mould is a major disease of chickpea caused by *Botrytis cinerea*, capable of rapid epidemic spread in cool, humid conditions and dense canopies, often leading to severe yield and quality losses. *Botrytis* grey mould is a major disease of chickpea that commonly causes large losses in humid, cool-wet seasons, with average annual yield losses around 50% and documented epidemics reaching near total crop failure under highly conducive conditions (Pande *et al.*, 2006).

This study focuses on determination of *in vitro*

antifungal efficacy of bio-oil based formulation (BOBF) prepared from pyrolysis bio-oil of waste biomass residues of pine needles, corn cobs, rice straw and bamboo leaves against plant pathogenic fungi *A. brassicae* and *B. cinerea*. Pyrolysis bio-oils exhibit broad antimicrobial and antifungal activity largely attributed to rich phenolic pools and organic acids that disrupt membranes, denature proteins, and impair sporulation and biofilm formation promoting bio-oil based antimicrobials by valorisation of residue, cutting synthesis related footprints. Their potential to reduce reliance on synthetic chemicals aligns with sustainable agriculture practices, offering a renewable, biodegradable, eco-friendly, safer and non-toxic, approach for crop protection.

MATERIALS AND METHODS

Collection of fungal material and plant biomass residues

Pine (*Pinus roxburghii*) needle litters were collected from the Kumaon region of the Himalayas, and corn (*Zea mays*) cobs and rice straw were collected from the Norman E. Borlaug Crop Research Centre, Pantnagar. Bamboo leaves (*Bambusa vulgaris*) were collected from Agroforestry Research Center, Pantnagar. Fungal pathogens, *Alternaria brassicae* was procured from the Department of Plant Pathology at the College of Agriculture, G.B.P.U.A. and T, Pantnagar. *Botrytis cinerea* (ITCC No. 8651) was procured from ITCC, Division of Plant Pathology, Indian Agriculture Research Institute, New Delhi.

Preparation of bio-oil and Bio-oil based formulation (BOBF)

Pyrolysis of biomass was done as published by our laboratory (Mandal *et al.*, 2018). A batch pyrolyzer reactor was used to prepare bio-oil from pine needles, corn cob, rice straw and bamboo leaves at the Department of Farm Machinery and Power Engineering, College of Technology, G. B. Pant University of Agriculture and Technology, Pantnagar, Uttarakhand. Four hundred gram of biomass was sun dried for 5-7 days, cut into 4-5 mm pieces by a hand operated chopping machine and fed into the bio-oil reactor to produce pyrolysis oil.

Formulation of each bio-oil from pine needle, corn cobs, rice straw and bamboo leaves were prepared BOBF by mixing 40 mL bio-oil, 30 mL ethanol, 2 g saponin and 30 mL aqueous phase (Bhatnagar *et al.*, 2025).

In vitro antifungal efficacy of BOBF against Alternaria brassicae and Botrytis cinera

The formulation was prepared for different working concentrations of 100-700 ppm and antifungal activity was analysed against *Alternaria brassicae* and *Botrytis cinerea* (Nene and Thapilyal, 2002). Double strength Potato Dextrose Agar (PDA) was prepared by dissolving 78g/L PDA powder and equal volumes of BOBF was mixed before plating to obtain desired concentrations. Control plate was prepared using single strength PDA without BOBF. The media was supplemented a pinch of streptomycin to avoid bacterial contamination. Mycelia discs 5mm in diameter, was carefully placed on the surface of the PDA plates. Inoculated plates were incubated in triplicate at 27 °C and growth was monitored. Growth inhibition was quantified using following formula:

$$\text{Growth inhibition \%} = \{(R-r)/R\} * 100$$

Where, R=radial growth of fungal mycelia on control plate

r= radial growth of fungal mycelia on the plate treated with formulation.

Statistics analysis

The experiment were conducted in triplicate and standard error was calculated manually. All data were analysed by two-way analysis of variance (ANOVA) and post-hoc tests analysed by Duncan Multiple Range test for Least Significant Difference. All the data were tested at a significance level of ($\alpha=0.05$).

RESULTS AND DISCUSSION

Bio-oil yield

The comparative analysis of pyrolysis product yields from different plant residues suggested that among the biomass used, corn-cob exhibited the highest bio-oil yield (19.6%w/w), surpassing pine needles (18.9 %w/w), rice straw (13.8 %w/w), and bamboo leaves (13.5 %w/w). The aqueous phase yield was maximal in corn cob (33.6 %w/w) followed by bamboo leaves (33.5 %w/w) and rice straw (31.6 %w/w) residues, indicating a substantial fractional generation. While the pine needles had the lowest aqueous phase yield at 27.8 %w/w (Table 1).

In vitro antifungal efficacy against Alternaria brassicae

In vitro antifungal efficacy analysis showed a complete inhibition of the fungal growth across all the concentrations of BOBF at 4th day of inoculation. Thereafter a significant dose dependent percent inhibition of fungal growth was observed with increasing concentrations of all BOBF. In pine needle BOBF, the percent inhibition increased from 80.54% at 400 ppm to 85.05% at 500 ppm with a relative fold increase of 1.05. Further this inhibition reached to 100% at concentrations of 600 and 700 ppm, corresponding to an overall fold increase of 1.17 relative to 400 ppm. Similarly, corn cob BOBF demonstrated a similar trend with increasing percent inhibition from 83.31% at 400 ppm to 87.71% at 500 ppm with a relative fold increase of 1.05. That showed a 100% inhibition at 600 and 700ppm, with an overall fold increase of 1.20 compared to 400 ppm. Rice straw BOBF exhibited an increase in percent inhibition from 77.20% at 400 ppm to 81.12% at 500 ppm with a relative fold increase of 1.05, followed by maximum inhibition of 100% at

Table 1: Percent weight (W/W) yield of bio-oils from different biomass residues

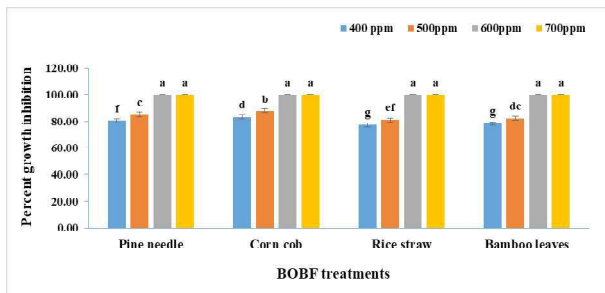
Plant Residue	%Weight yield of bio-oil	%Weight yield of aqueous phase of bio-oil	% Weight yield of biochar (%)	Gas escaped (%)
Pine needles	18.9%	27.8%	23.8%	29.5%
Corn-cob	19.6%	33.6%	21.3%	25.5%
Rice straw	13.8%	31.6%	26.8%	27.8%
Bamboo leaves	13.5%	33.5%	23.4%	29.6%

600 and 700 ppm, corresponding to an overall relative fold increase of 1.296 compared to 400 ppm. Bamboo leaves oil showed a similar increase from 78.37% at 400 ppm to 82.31% at 500 ppm with 1.05 fold increase, further reaching to 100% inhibition at 600 and 700 ppm, equivalent to a relative fold increase of 1.27(Fig.1).

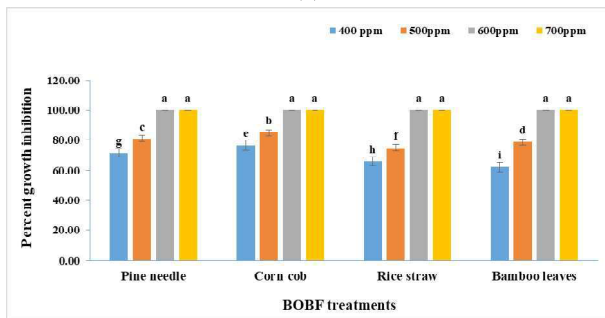
Comparing the maximum inhibition among BOBF all exhibited 100% inhibition at 600 and 700 ppm. At 500 ppm, corn cob BOBF showed the highest percent inhibition of 87.71%, which was 1.03 fold higher than pine needle (85.05%), 1.08 fold higher than rice straw (81.12%), and 1.06 fold higher than bamboo leaves BOBF (82.31%). It was also observed that at 400 ppm concentration of among different BOBF revealed that the corn cob BOBF exhibited the highest percent inhibition of 83.31%, which was 1.03 fold higher than pine needle

(80.54%), 1.07 fold higher than rice straw (77.20%) and 1.06 fold higher than bamboo leaves BOBF (78.37%).

At day 10 the percent inhibition exhibited by all different BOBF increased markedly with increasing concentrations, indicating a clear concentration dependent antifungal response as observed previously. For pine needle BOBF, percent inhibition increased from 71.55% at 400 ppm to 80.88% at 500 ppm, corresponding to a relative fold increase of 1.13, further reaching to 100% inhibition at higher concentrations of 600 and 700 ppm, with an overall fold increase of 1.40 compared to 400 ppm. Similarly, corn cob bio-oil showed an increase from 76.41% at 400 ppm to 85.02% at 500 ppm with a fold increase of 1.11, and further achieving 100% inhibition at 600 and 700 ppm concentrations, indicating a 1.31 overall fold increase relative to 400

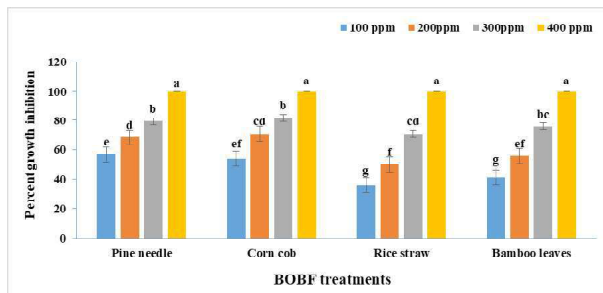


(a)

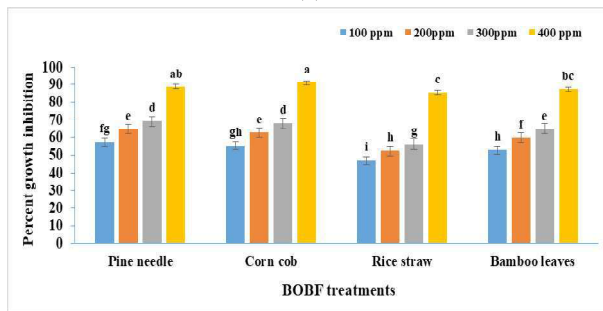


(b)

Fig. 1: *In vitro* anti-fungal efficacy of BOBF from pin needle, corn cob, rice straw and bamboo leaves against *Alternariabrassicae* (a) at day 7 and (b) 10 post inoculation. Values represents mean± S.E. (n=3). The ANOVA indicated that Factor A, Factor B, and their interaction (A × B) were highly significant (p < 0.001). Post-hoc comparison of means using DMRT indicate treatments sharing the same superscript letter did not differ significantly



(a)



(b)

Fig. 2: *In vitro* anti-fungal efficacy of BOBF from pin needle, corn cob, rice straw and bamboo leaves against *Botrytis cinerea*(a) at day 4 and (b) 7 post inoculation. Values represents mean± S.E. (n=3). The ANOVA indicated that Factor A, Factor B, and their interaction (A × B) were highly significant (p < 0.001). Post-hoc comparison of means using DMRT indicate treatments sharing the same superscript letter did not differ significantly

ppm. Rice straw BOBF exhibited a lower inhibition of 65.94% at 400 ppm, which increased to 74.92% at 500 ppm with a relative fold increase of 1.14 and further reaching to complete inhibition of 100% at 600 and 700 ppm, corresponding to an overall relative fold increase of 1.52 compared to 400 ppm. Bamboo leaves bio-oil formulation demonstrated a similar pattern, with percent inhibition increasing from 62.18% at 400 ppm to 78.66% at 500 ppm with fold increase of 1.26 and further attaining complete inhibition at higher concentrations, accounting to an overall fold increase of 1.6 relative to 400 ppm.

When comparing the maximum inhibition across different BOBF, all treatments achieved complete inhibition at 600 and 700 ppm. However, at 500 ppm, corn cob BOBF recorded the highest inhibition of 85.02%, which was higher than pine needle (80.88%), bamboo leaves (78.66%), and rice straw BOBF (74.92%). At the lowest concentration of 400 ppm, corn cob BOBF again exhibited the highest inhibition (76.41%) compared to pine needle (71.55%), rice straw (65.94%), and bamboo leaves (62.18%) (Fig.1).

In vitro antifungal efficacy against Botrytis cinerea

At day 4 post inoculation a progressive and concentration dependent enhancement in antifungal inhibition across all four BOBF was observed. For pine needle BOBF, percent inhibition increased from 56.82% at 100 ppm to 68.46% at 200 ppm with a fold increase of 1.21, and further to 79.42% at 300 ppm with a fold increase of 1.40 fold increase. Complete inhibition of 100% was achieved at 400 ppm, corresponding to an overall fold increase of 1.76 relative to the lowest concentration of 100 ppm. Corn cob bio-oil formulation showed a similar trend, with increasing percent inhibition from 53.97% at 100 ppm to 70.95% at 200 ppm with a fold increase of 1.31 and further to 81.66% at 300 ppm with a fold increase of 1.51, and complete inhibition at 400 ppm with an overall fold increase of 1.85 compared to 100 ppm. Rice straw bio-oil formulation exhibited a lower initial inhibition of 35.81% at 100 ppm, which increased to 49.98% at 200 ppm with an increase of 1.40 fold and further to 70.83% at 300 ppm with a fold increase of 1.98,

ultimately reaching 100% inhibition at 400 ppm with an overall 2.79 fold increase relative to 100 ppm concentration. Similarly, bamboo leaves bio-oil formulations increased percent inhibition from 41.10% at 100 ppm to 55.71% at 200 ppm with 1.36 fold increase and 76.09% at 300 ppm with 1.85 fold increase, further achieving complete inhibition at 400 ppm with an overall fold increase of 2.43 fold compared to 100 ppm.

When comparing the maximum inhibition across bio-oil types, all four achieved 100% inhibition at 400 ppm. However, at 300 ppm, corn cob BOBF showed the highest inhibition of 81.66%, which was about 1.03 fold higher than pine needle (79.42%), 1.15 fold higher than bamboo leaves (76.09%), and 1.15 fold higher than rice straw (70.83%) BOBF. At 200 ppm, again corn cob oil again showed the highest percent inhibition of 70.95% that was about 1.04 fold higher compared to the pine needle (68.46%), 1.29 fold higher than bamboo leaves (55.71%), and 1.42 fold higher than rice straw (49.98%) bio-oil formulation. At the lowest concentration of 100 ppm, pine needle BOBF exhibited the highest percent inhibition (56.82%), which was 1.05 fold higher than corn cob (53.97%), 1.38 fold higher than bamboo leaves (41.10%) and 1.59 fold higher than rice straw (35.81%) (Fig. 2).

At day 7 post inoculation a similar concentration dependent increase in percent inhibition across all BOBF was observed, highlighting that antifungal efficacy improved consistently with higher doses. For pine needle BOBF, percent inhibition increased from 57.47% at 100 ppm to 64.91% at 200 ppm, representing a 1.13 fold increase, and further to 69.21% at 300 ppm with a 1.20 fold increase. The percent inhibition reached 88.80% at 400 ppm, which corresponds to an overall 1.54 fold increase relative to the lowest concentration of 100 ppm. Corn cob BOBF exhibited a similar trend, with increasing percent inhibition from 55.23% at 100 ppm to 62.86% at 200 ppm with a fold increase of 1.14, than to 68.10% at 300 ppm with a fold increase of 1.23 and further to 91.05% at 400 ppm with an overall relative fold increase of 1.65 compared to 100 ppm. Rice straw bio-oil displayed

a lower percent inhibition compared to other BOBF with 47.01% at 100 ppm, which rose to 52.42% at 200 ppm with a relative fold increase of 1.12, 56.17% at 300 ppm with 1.19 fold increase, and further reached to 85.45% at 400 ppm with an overall fold change of 1.82 relative to 100 ppm). Similarly, bamboo leaves bio-oil showed progressive percent inhibition from 52.98% at 100 ppm to 59.70% at 200 ppm with 1.13 fold increase, 64.92% at 300 ppm with 1.23 fold increase, and further to 87.30% at 400 ppm, amounting to an overall relative increase of 1.65 fold compared to 100 ppm.

When comparing the maximum percent inhibition among different BOBF, all exhibited highest percent inhibition at 400 ppm. At this concentration, corn cob BOBF recorded the highest inhibition of 91.05%, followed by bamboo leaves (87.30%), pine needle (88.80%), and rice straw (85.45%) respectively. At 300 ppm, pine needle bio-oil base formulation showed the highest percent inhibition of 69.21%, followed by corn cob (68.10%), bamboo leaves (64.92%), and rice straw (56.17%) BOBF. At 200 ppm, again pine needle BOBF had the highest percent inhibition of 64.91%, followed by corn cob (62.86%), bamboo leaves (59.70%), and rice straw (52.42%). At the lowest concentration of 100 ppm pine needle BOBF showed 57.47% inhibition which was higher compared to corn cob (55.23%), bamboo leaves (52.98%) and rice straw (47.01%) at the same concentration (Fig. 2).

These results indicate that while all BOBFs achieved complete inhibition at higher concentrations, a pronounced fold increase in antifungal efficacy was observed with increasing concentration, suggesting a strong dose responsive behaviour and potent inhibition potential at higher concentrations.

The yield of bio-oil is greatly influenced by several factors, including the type of biomass residue, reaction temperature, retention time, and gas flow rate. These parameters can vary under different pyrolysis conditions, which may explain variation in the bio-oil yield obtained in the present study compared to the previous reports. For instance, Mandal *et al.* (2018) reported a bio-oil yield of

43.76% w/w from pine needle biomass at 550 °C, while Shezi and Kiambi (2025) observed yields of 45% w/w and 37% w/w from pine and bamboo wood biomass, respectively. Similarly, Mandal *et al.* (2025) recorded bio-oil yields of 31.3% w/w and 33.3% w/w from paddy straw at 450 °C and 500 °C, respectively. In the case of corn cob biomass, Demiral and Şensöz (2012) reported a yield of 26.44% w/w at 500 °C, whereas Zubiolo *et al.* (2023) achieved 39.72% w/w under similar conditions.

Pyrolysis bio-oils derived from waste biomass residues possess a complex chemical composition that confers broad spectrum efficacy against diverse microbial groups, including bacteria and fungi. In the present study, pyrolysis bio-oils obtained from four different biomass feedstocks demonstrated significant antifungal activity against two major plant pathogens, *A. brassicae* and *B. cinerea*. Complete growth inhibition of *A. brassicae* was achieved at a concentration of 600 ppm, whereas *B. cinerea* was fully inhibited at 500 ppm. Previous studies have similarly reported the antifungal potential of pyrolysis bio-oils and their products, thereby underscoring their effectiveness against a wide range of pathogenic fungi. Shiny *et al.* (2014) reported strong antifungal activity of coconut shell pyrolysis bio-oil, achieving 81.5% and 90% inhibition against *Polyporus sanguineus* (white rot fungi) and *Tyromyces palustris* (brown rot fungi) respectively, at a concentration of 2500 ppm, that was considerably higher compared to those employed in the present study. The pronounced antifungal activity was attributed to the high phenolic content of the coconut shell pyrolytic oil. Similarly, pyroligneous acids from walnut branches was prepared by Wei *et al.* (2010) at three temperature ranges of 90–230 °C, 230–370 °C, 370–450 °C. Extracts obtained at higher temperature ranges (230–370 °C and 370–450 °C) demonstrated superior antifungal activity against *Phytophthora capsici*, *Colletotrichum orbiculare*, *Valsamali*, *Cochliobolus sativus*, *Helminthosporium sativum* and *Phytophthora infestans* within the concentration range of 625–40,000 ppm. These findings highlight the critical role of pyrolysis temperature in determining the chemical composition and, consequently, the bioactivity of the

resulting bio-oil. Pyrolysis bio-oils derived from lignin showed efficacy at 300 ppm against key plant pathogenic fungi such as *Pythium ultimum*, *Rhizoctonia solani*, and *Sclerotinia sclerotiorum*. This effective concentration closely align with the range observed in present study. Chemical characterization of these bio-oils identified polycyclic aromatic hydrocarbons (e.g., anthracene, pyrene, phenanthrene, fluoranthene, benzoanthracene, 1-phenylnaphthalene), likely contributing to their antifungal activity (Hossain *et al.*, 2015).

Tar oil showed antifungal activity against brown-rot fungi (*Tyromyces palustris*, *Lentinus lepideus*), white-rot fungi (*Pleurotus ostreatus*, *Coriolus versicolor*), and the sap-staining fungus *Ophiostoma piliferum*. Growth inhibition was observed across dilutions ranging from 2000 ppm to 100 ppm. Similar to the ineffectiveness of the lower BOBF concentrations in completely inhibiting *A. brassicae* and *B. cinerea*, tar oil also inhibited *P. ostreatus* and *C. versicolor* at all higher dilutions compared to lower concentration of 100 ppm. Brown-rot fungi were also completely inhibited at higher tar oil concentrations of 2000 ppm along with *O. piliferum* that was inhibited at 2000 and 1000 ppm dilutions (Kartal *et al.*, 2011). Most studies reported the antifungal activity of the bio-oils to be comparatively at higher concentrations, such as fungicidal activity of pistachio shell pyrolysis bio-oil, which was largely due to its high phenolic content, against *Trichoderma viridae*, *Coriolus versicolor*, *Trichophyton rubrum*, and *Aspergillus niger* was observed at much higher concentrations of 10,000 to 50,000 ppm (Okutucu *et al.*, 2011). The antimicrobial activity of 5% NaHCO₃ extracts of walnut shell pyroligneous acid with inhibition rates of 75–78.17% at 5,000/ ppm were reported against similar pathogens such as *Alternaria solani*, *Botrytis cinerea*, along with *Verticillium dahlia* and *Glomerella cingulate* (Ma *et al.*, 2011), which was much higher compared to the inhibitory concentrations of 600 and 400 ppm reported in the present study. However, Cintra *et al.* (2025) reported lower inhibitory concentrations for bio-oil aqueous phases (BOAP) obtained from the pyrolysis of *Cocos nucifera* (coconut), *Syagrus coronata* (licuri) and *Terminalia catappa* (almond)

against *C. auris*, demonstrating notable antifungal efficacy, with licuri derived BOAP showing the inhibitory activity, with MIC ranging from 35-560 ppm, aligning well with the similar inhibitory concentration range of 100ppm- 600 ppm that was used in our study. *S. jamaicensis* bio-oil was screened for their antimicrobial potency showed remarkable antimicrobial efficacy with a MIC of 6.25 µg/mL (6.25 ppm) against *C. albicans* (Chongloi *et al.*, 2024), though it was much lower compared to the inhibitory concentration observed against *A. brassicae* and *B. cinerea* in the present study. Chandra (2022) further, specifically reported that pine needle bio-oil exhibiting 100% inhibition of *A. brassicae* at 10⁻¹ dilution, with further inhibition of 52%, 48% and 42% at 10⁻², 10⁻³ and 10⁻⁴ dilutions respectively. Another study focusing exclusively on corn cob and pine needle BOBF showed complete growth inhibition of maize pathogens, including prominent fungi such as *Alternaria spp.*, *Curvularia lunata*, *Bipolaris maydis*, *Bipolaris zeicola*, and *Fusarium spp.* at 400 ppm, as well as highlighting the phenolic as the major constituents of the pine needle and corn cob bio-oils (Bhatnagar *et al.*, 2025).

The present findings are in line with earlier reports highlighting the antifungal activity of pyrolysis bio-oils, primarily attributed to their complex chemical composition, largely including the phenolic compounds (e.g., phenol, 2, 6-dimethoxyphenol, guaiacol etc.), along with ketones, aldehydes, carboxylic acids, and furans, which disrupt membranes, denature proteins, and impair metabolic pathways. Phenolics and related aromatics are known to induce oxidative stress, exerting fungistatic and fungicidal effects (Kim *et al.*, 2012; Lourençon *et al.*, 2016). Pine have been extensively been used for pyrolysis in several studies such as use of pine and oak, wood and bark by Mohan *et al.* (2008) to obtain phenol rich, lignin fractions exhibiting strong antifungal activity against *Gloeophyllum trabeum* (brown rot) and *Trametes versicolor* (white rot). Methanol diluted bio-oil treatments (5–25%) and whole bio-oil (25%) provided excellent decay resistance, largely due to the phenolic constituents in the lignin-rich fractions. Similarly, *Pythium ultimum* was reported to be strongly inhibited by

tobacco bio-oil fractions containing high levels of nicotine and phenols (Booker *et al.*, 2010). Theappar *et al.*, (2015) derived pyrolygneous acids from a diverse biomass sources such as *Eucalyptus camaldulensis*, *Leucaena leucocephala*, *Azadirachta indica*, *Hevea brasiliensis* (rubberwood), and *Dendrocalamus asper* (bamboo) that were tested against *Trametes versicolor*, *Rigidoporus amylospora*, *Gloeophyllum trabeum* and *Botryodiplodia theobromae*. Similar to our study that utilised the bamboo leaves bio-oil, the pyrolygneous acids from bamboo and rubber wood exhibited strong antifungal activity, with the highest inhibitions of 89.7 and 85.03% respectively. Again the study highlighted the elevated phenolic content, notably 2-methoxy-4-propylphenol and 2-methylphenol as the primary fungal inhibitory constituents. Meier *et al.* (2001) reported the fungicidal role of crude pyrolysis oil derived from pine wood against brown rot basidiomycetes *Coniophora puteana*, *Poria placenta*, and *Lentinus lepideus*. Their study highlighted the strong protective effect of crude bio-oil, inhibiting colonization and degradation by these wood destroying fungi. Similarly, crude pyrolygneous acid derived from oil palm kernel shells, along with its dichloromethane extract, exhibited pronounced antifungal activity against *Aspergillus niger* and *Botryodiplodia theobromae*, primarily due to the presence of phenolic compounds and their major derivatives (Mahmud *et al.*, 2016). Consistent with our findings, presence of high phenolic content along with aldehydes, carboxylic acids and furans are the major constituents responsible for the strong antifungal property exhibited by the pyrolysis bio-oils from various biomass residues.

CONCLUSION

A pronounced difference in pyrolysis product such as bio-oil, syn gas and char were found among the biomass residues. Corn-cob biomass yielded the highest proportion of bio-oil with 19.6% by weight followed by pine needles (18.9%), rice straw (13.8%) and bamboo leaves (13.5%). The *in vitro* antifungal assay suggested all BOBF displayed strong dose responsive inhibition against *A.brassicae*

and *B. cinerea*. Complete inhibition of fungal growth was observed across all BOBF at concentrations of 600 and 700 ppm for *Alternaria* and at 400 ppm for *Botrytis*. Corn-cob BOBF consistently showed most effective antifungal response, recording the highest percent inhibition of 87.71 at day 7 and 85.02 at day 10 at 500 ppm and complete inhibition at 600ppm post inoculation against *A.brassicae*. Similarly, against *B. cinerea*, corn cob BOBF was found superior to others with complete inhibition of fungal growth at day 4 and 91.05% at day 7 at 400 ppm concentration post inoculation. These findings highlight the critical role of feedstock selection for optimising both, pyrolysis yield and biocidal potential. Collectively the outcomes position bio-oils as a promising alternative to conventional chemical fungicides, offering an eco-friendly, non-toxic, and carbon neutral solution. Owing to its sustainable origin and broad-spectrum antifungal efficacy, bio-oil holds significant potential for further value addition and the development of bio-oil based fungicidal formulations.

ACKNOWLEDGEMENTS

The authors hereby acknowledge the Dean CBSH, Head, Department of Biochemistry, and Director Experimentation Station, G.B.P.U.A. and T., Pantnagar for providing the facilities to conduct the research. The author is thankful to ICAR project AICRP on Energy in Agriculture and Agro-based Industries for financial support.

REFERENCES

- Antar, M., Lyu, D., Nazari, M., Shah, A., Zhou, X., and Smith, D. L. (2021). Biomass for a sustainable bioeconomy: An overview of world biomass production and utilization. *Renewable and Sustainable Energy Reviews*, 139:110691.
- Bhatnagar, D., Badoni, V., Dubey, A., Pateriya, R. N., Singh, R. P., and Verma, A. K. (2025). Impact of pine needle and corn cob pyrolyzed bio-oil on Bipolarismaydis and maize crop yield enhancement. *Discover Plants*, 2(1): 272.

- Booker, C.J., Bedmutha, R., Vogel, T., Gloor, A., Xu, R., Ferrante, L., Yeung, K.K.C., Scott, I.M., Conn, K.L., Berruti, F. and Briens, C., (2010). Experimental investigations into the insecticidal, fungicidal, and bactericidal properties of pyrolysis bio-oil from tobacco leaves using a fluidized bed pilot plant. *Industrial and Engineering Chemistry Research*, 49(20): 10074-10079.
- Chandra, K. (2022). Evaluation of pyrolyzed pine needle bio-oil for antifungal and nematocidal activities with molecular docking analysis on target proteins (Doctoral dissertation, GB Pant University of Agriculture and Technology, Pantnagar, District Udham Singh Nagar, Uttarakhand).
- Chongloi, V., Gogoi, P. P., Sangma, S. R., Sinha, U. B., Bora, P., and Phukan, M. M. (2025). Antioxidant, antimicrobial and in silico investigations on pyrolytic bio-oil from invasive *Stachytarpheta jamaicensis*. *Environmental Science and Pollution Research*, 1-18.
- Cintra, D.S., Alcantara, L.M., Nardy, K.A., Valente, M.R., De Oliveira, P.C.O., Peixoto, B.S., Veloso, M.C.D.C., Romeiro, G.A., Zamith-Miranda, D., Nosanchuk, J.D. and Pinto, M.R., (2025). Antifungal efficacy of pyrolysis-derived bio-oil aqueous phases from Tropical plant biomass against *Candida auris*. *Scientific Reports*, 15(1): 33514.
- Demiral, Ý., Eryazýcý, A., andÞensöz, S. (2012). Bio-oil production from pyrolysis of corncob (*Zea mays* L.). *Biomass and Bioenergy*, 36: 43-49.
- Government of India, Ministry of Agriculture and Farmers' Welfare. (2024). Final estimates of production of major agricultural crops for 2023- 24. <https://www.pib.gov.in/PressReleasePage.aspx?PRID=2058534>
- Halba, A. and Arora, P. (2024). Pine needle gasification-based electricity production: Understanding the effect of supply chain. *Environmental Science and Pollution Research*, Pp.1-19.
- Hossain, M. M., Scott, I. M., McGarvey, B. D., Conn, K., Ferrante, L., Berruti, F., and Briens, C. (2015). Insecticidal and anti-microbial activity of bio-oil derived from fast pyrolysis of lignin, cellulose, and hemicellulose. *Journal of Pest Science*, 88(1): 171-179.
- Kartal, S. N., Terzi, E., Kose, C., Hofmeyr, J., and Imamura, Y. (2011). Efficacy of tar oil recovered during slow pyrolysis of macadamia nut shells. *International Biodeterioration and Biodegradation*, 65(2): 369-373.
- Kim, K. H., Jeong, H. S., Kim, J. Y., Han, G. S., Choi, I. G., and Choi, J. W. (2012). Evaluation of the antifungal effects of bio-oil prepared with lignocellulosic biomass using fast pyrolysis technology. *Chemosphere*, 89(6): 688-693.
- Lourencon, T. V., Mattos, B. D., Cademartori, P. H., and Magalhães, W. L. (2016). Bio-oil from a fast pyrolysis pilot plant as antifungal and hydrophobic agent for wood preservation. *Journal of Analytical and Applied Pyrolysis*, 122:1-6.
- Ma, X., Wei, Q., Zhang, S., Shi, L., and Zhao, Z. (2011). Isolation and bioactivities of organic acids and phenols from walnut shell pyrolygneous acid. *Journal of Analytical and Applied Pyrolysis*, 91(2): 338-343.
- Mahmud, K.N., Yahayu, M., Sarip, S.H.M., Rizan, N.H., Min, C.B., Mustafa, N.F., Ngadiran, S., Ujang, S. and Zakaria, Z.A. (2016). Evaluation on efficiency of pyrolygneous acid from palm kernel shell as antifungal and solid pineapple biomass as antibacterial and plant growth promoter. *Sains Malays*, 45(10): 1423-1434.
- Mandal, S., Bhattacharya, T. K., Verma, A. K., and Haydary, J. (2018). Optimization of process parameters for bio-oil synthesis from pine needles (*Pinus roxburghii*) using response surface methodology. *Chemical papers*, 72(3): 603-616.
- Mandal, S., Meena, B. S., Sahu, K., and Gangil, S. (2025). Distinct characteristics of fractions of bio-crude and bio-pitch derived from pyrolysis of paddy straw. *Separation and Purification Technology*, 135666p.

- Mattos, C., Veloso, M. C. C., Romeiro, G. A., and Folly, E. (2019). Biocidal applications trends of bio-oils from pyrolysis: Characterization of several conditions and biomass, a review. *Journal of Analytical and Applied Pyrolysis*, 139: 1-12.
- Meier, D., Andersons, B., Irbe, I., Chirkova, J., and Faix, O. (2001). Preliminary study on fungicide and sorption effects of fast pyrolysis liquids used as wood preservative. *Progress in Thermochemical Biomass Conversion*, Pp 1550-1563.
- Mohan, D., Shi, J., Nicholas, D. D., Pittman Jr, C. U., Steele, P. H., and Cooper, J. E. (2008). Fungicidal values of bio-oils and their lignin-rich fractions obtained from wood/bark fast pyrolysis. *Chemosphere*, 71(3): 456-465.
- National Bamboo Mission; Department of Agriculture and Farmers Welfare, Ministry of Agriculture and Farmers Welfare, Government of India: New Delhi, India. 2023. <https://nbm.nic.in/>.
- Negi, H., Suyal, D. C., Soni, R., Giri, K., and Goel, R. (2023). Indian scenario of biomass availability and its bioenergy-conversion potential. *Energies*, 16(15): 5805.
- Nene, Y., and Thapilyal, L. (2002). Poisoned food technique of fungicides in plant disease control.
- Okutucu, C., Duman, G., Ucar, S., Yasa, I., and Yanik, J. (2011). Production of fungicidal oil and activated carbon from pistachio shell. *Journal of analytical and applied pyrolysis*, 91(1):140-146.
- Pande, S., Galloway, J., Gaur, P.M., Siddique, K.H.M., Tripathi, H.S., Taylor, P., MacLeod, M.W.J., Basandrai, A.K., Bakr, A., Joshi, S. and Kishore, G.K. (2006). Botrytis grey mould of chickpea: a review of biology, epidemiology, and disease management. *Australian Journal of Agricultural Research*, 57(11): 1137-1150.
- Patra, J. K., Das, G., Choi, J. W., and Baek, K. H. (2016). Antibacterial effects of pyrolysis oil against *Salmonella Typhimurium* and *Escherichia coli*. *Foodborne Pathogens and Disease*, 13(1):13-20.
- Patra, J. K., Hwang, H., Choi, J. W., and Baek, K. H. (2015). Bactericidal mechanism of bio-oil obtained from fast pyrolysis of *Pinus densiflora* against two foodborne pathogens, *Bacillus cereus* and *Listeria monocytogenes*. *Foodborne Pathogens and Disease*, 12(6): 529-535.
- Reddy, A. S., Kasa, V. P., Samal, B., Dubey, B. K., Yadav, V., and Pandey, D. S. (2025). Sustainable agricultural waste management in India: Innovations, challenges, and future perspectives. *Biomass and Bioenergy*, 202: 108261.
- Sani, J., Sambo, A. S., Garba, B., and Musa, M. (2024). Biorefining Technologies in the Global South. *International Journal of Research and Innovation in Applied Science*, 9(10): 229-245.
- Shezi, M., and Kiambi, S. L. (2025). Isothermal Pyrolysis of Bamboo and Pinewood Biomass: Product Characterization and Comparative Study in a Fluidized Bed Reactor. *Bioengineering*, 12(2): 99.
- Shiny, K. S., Remadevi, O. K., Nagaveni, H. C., and Vijayalakshmi, G. (2014). Preliminary study on antifungal effect of coconut shell pyrolytic oil against wood decay fungi. *International Wood Products Journal*, 5(2):124-126.
- Singh, B., and Jana, A. K. (2024). Forecast of agri-residues generation from rice, wheat and oilseed crops in India using machine learning techniques: Exploring strategies for sustainable smart management. *Environmental Research*, 245:117993.
- Singh, H.K., Singh, R.B., Kumar, P., Singh, M., Yadav, J.K., Singh, P.K., Chauhan, M.P., Shakywar, R.C., Maurya, K.N., Priyanka, B.S. and Srivastava, T. (2017). Alternaria blight of rapeseed-mustard: a review. *J. Environ. Biol*, 38:1405-1420.
- Staš, M., Auersvald, M., Kejla, L., Vrtiška, D., Kroufek, J., and Kubička, D. (2020). Quantitative analysis of pyrolysis bio-oils: A review. *TrAC Trends in Analytical Chemistry*, 126: 115857.

- Theapparatt, Y., Chandumpai, A., Leelasuphakul, W., and Laemsak, N. (2015). Pyrolygneous acids from carbonisation of wood and bamboo: their components and antifungal activity. *Journal of Tropical Forest Science*, 517-526.
- Wei, Q., Ma, X., and Dong, J. (2010). Preparation, chemical constituents and antimicrobial activity of pyrolygneous acids from walnut tree branches. *Journal of Analytical and Applied Pyrolysis*, 87(1): 24-28.
- Zubiolo, C., de Santana, H. E., Pereira, L. L., Ruzene, D. S., Silva, D. P., and Freitas, L. S. (2023). Bio-oil production and characterization from corn cob and sunflower stem pyrolysis. *Industrial and Engineering Chemistry Research*, 63(1): 65-77.

Received: October 27, 2025

Accepted: November 17, 2025